

LiPoly Battery Preparation

res 8/2002

Since the Kokam 140 mahr LiPoly battery has very fragile leads/tabs, care should be taken to prevent the battery tabs from flexing. Here is a suggested way of handling the problem.

Tin top of battery terminals.
(note 1)


Note a slight amount of solder paste will aid in the process.

Attach battery leads to tabs

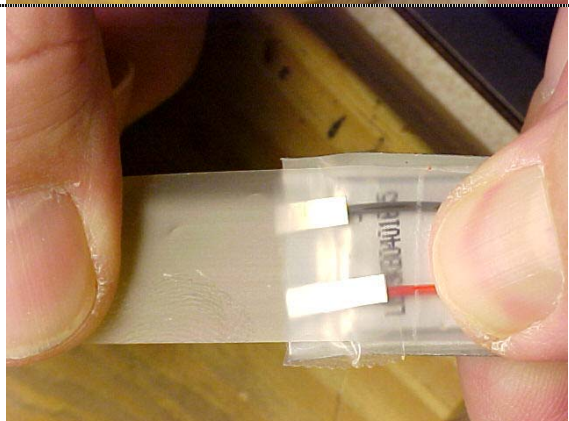
Apply double stick tape (0.5 in. X 0.75 in.) to battery. Note the slight overhang on the terminal side of the cell.




Fold battery tabs and leads over double stick tape.



Apply single stick tape (0.75 in. X 1.25 in.) over top of leads and around end of battery and onto the bottom of the cell.



Apply your connector of choice and the battery is ready for use.



Note 1 - The negative tab is nickel and solders very easily, however, the positive tab is aluminum with a nickel tab spot welded onto it. The top of the battery tab is solderable (the nickel side). If this tab has fallen off, you will need to use Solder-It aluminum solder (Solder-it, www.solder-it.com/solderpaste.asp, PN ALP-21) to attach a lead to the positive terminal.